

Brookton District High School Annual Report 2023



SOAR

Safe • Organised • Achievers • Respectful



Contents

Principal's Report	3
School Overview	4
Student numbers & characteristics	5
Workforce composition	6
Student Attendance	7
Student Achievement and Progress	
• <i>NAPLAN proficiency data & analysis</i>	8 – 10
• <i>NAPLAN comparative performance</i>	11
• <i>OLNA</i>	12
Post Brookton Destination Schools	13
Satisfaction with the school	14
Strategic Plan targets	15
Financial Report 2023	16-19
Acknowledgement of School Board	18

Principal's Report

2023 was a rewarding year at Brookton District High School. Our primary students again performed very well in NAPLAN assessments, receiving a commendation for their results, an indication of the quality teaching happening at our school and of great student work ethic.

The calendar was very full, as it always seems to be, with swimming carnivals, athletics carnivals, cross country, and winter carnivals. There were Teddy Bear Picnics, Easter Hat Parades and CO3 Dance Incursions. We celebrated our first Reconciliation Week event and NAIDOC week was a week full of culturally rich experiences for staff and students alike. We had students attend the Wheatbelt Ball and finished our year off with fantastic performances at the Presentation Night on a glorious night under the stars.

We had two significant staff changes in the administration area this year.

- Our Principal Darren Simpson took 12 months off to take up a position in Broome before winning a new substantive position at Capel Primary School. Darren was instrumental in introducing the Explicit Instruction pedagogical approach to Brookton and led the implementation of PBS (Positive Behaviour Support). Mrs Karen Tabner took over the reins for 2023 and led with aplomb. We thank Darren and Karen for their contributions to the smooth running of the school.
- Our MCS Roslyn Wright won a promotion to Lynwood Senior High School. Roz has been a stalwart of the school for over 17 years and was a model of organisation and efficiency, successfully taking us through many audits and managing a number of large projects. The systems she left in place will have a huge benefit for our school moving forward. Mrs Mel Browne took over the position of MCS in Term 2 2024 and her enthusiasm for the job is palpable.

Our high school students completed their Foodsafe training and started running the canteen one day a week in Semester 2 which was a fantastic staff led initiative demonstrating generosity and community service.

Our high school staff commenced training in the Circle of Courage and started preparing for big changes to our high school model of delivery in 2024. 2024 is looking very exciting.

Ms Kris Dewson Hall
Principal 2024

School Overview

Preparing today's child for tomorrow's world.

The purpose of our school is to empower your child to develop the skills, knowledge, and attributes to become resilient, considerate individuals who make positive contributions to the society in which they live now and will live in the future.

Situated in the heart of the Avon Valley, we have been serving our community since 1903. Our appeal as a school rests on our strong sense of community, the values we celebrate and the commitment to realising the potential of all students in our care. We set high expectations for our students' education and well-being. The K-10 campus allows seamless transition between the phases of education from early childhood to secondary.

We value an explicit teaching approach in every classroom that clearly demonstrates and reinforces the literacy and numeracy skills students need to be successful and confident in life.

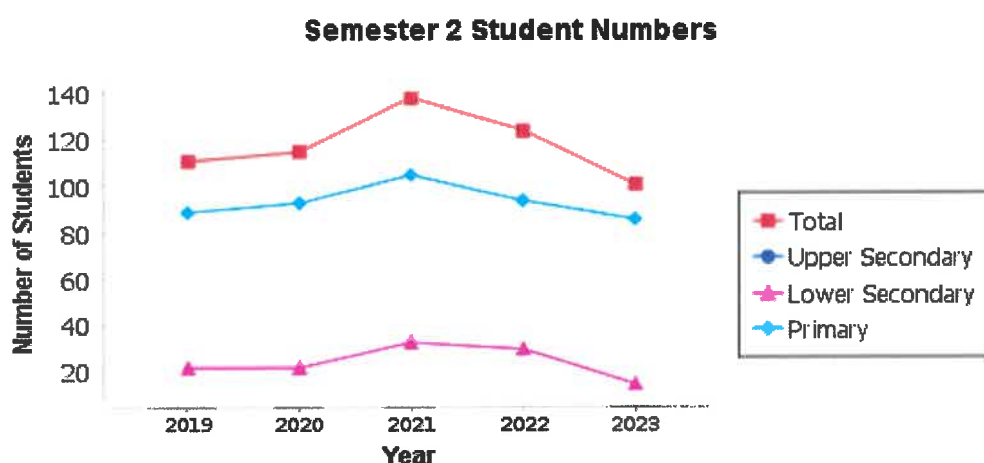
Our school offers extra-curricular programs such as Breakfast Club and Oracy Programs. Our quality staff have a breadth of experience for learning with specialised teachers in Maths, Science, English, Humanities, Social Sciences, Physical Education, Noongar Cultural Studies, Beauty, and STEM Learning. Our ability to provide SIDE learning complements our onsite curriculum on offer. Our LOTE language is Noongar.

Offering a strong pastoral care program through our School Chaplain, Brookton District High School values a strong connection to our diverse school community that celebrates and welcomes all cultures in our classrooms. We value a Safe, Organised, Achieving and Respectful learning environment in which students can S.O.A.R.

Being a PBS school, we encourage and explicitly teach positive behaviours throughout the school where all students can be engaged and successful. Dojo is used to communicate with our school community and offer a rewards-based system throughout the school.

Our Music and Art Centre complements our aesthetically pleasing grounds, playgrounds, and student Nature Playground.

Student numbers & characteristics



	Kin	PPR	Pri	Sec	Total
Aboriginal	2	3	18	9	32
Non-Aboriginal	7	7	58	6	78
Total	9	10	76	15	110

Student numbers fluctuated quite significantly throughout the 2023 school year. Brookton started the year with over 120 students however numbers dropped by the end of Semester 2.

Primary students, K-6, made up over 86% of enrolments by the end of Semester 2 however retention of Year 7 students for 2024 increased.

Workforce Composition

Staff Numbers

	No	FTE	AB'L
Principals	1	1.0	0
Associate / Deputy / Vice Principals	1	1.0	0
Total Administration Staff	2	2.0	0
Other Teaching Staff	10	8.2	0
Total Teaching Staff	10	8.2	0
Clerical / Administrative	3	2.0	0
Gardening / Maintenance	1	1.0	0
Instructional	2	0.6	2
Other Allied Professionals	14	5.2	2
Total Allied Professionals	20	8.9	4
Total	32	19.1	4

Note:

All teaching staff meet the professional requirements to teach in Western Australian public schools and can be found on the public register of teachers of the Teacher Registration Board of Western Australia.

Substantive Principal, Darren Simpson, was Acting Principal at Cable Beach Primary for 2023 and Karen Tabner took on the principal role at Brookton for 12 months.

Kris Dewson Hall continued as Deputy Principal and Mel Browne was Acting MCS to cover Roslyn Wright's move to Lynwood Senior High in Semester 2. In 2023 we had 2 graduate teachers, and the remainder of our staff were permanent employees.

Our school psychologist visited once a week and we employed a School Chaplain 2 days per week through Youth Care.

Fly2Health visited our students with a NDIS package once a fortnight. Our school nurse contract moved from Silver Chain to WACHS and now visits fortnightly.

Student Attendance

Attendance Overall Primary

	Non-Aboriginal			Aboriginal			Total		
	School	Like Schools	WA Public Schools	School	Like Schools	WA Public Schools	School	Like Schools	WA Public Schools
2021	90.7%	90.5%	92.4%	73.1%	78.3%	76.8%	85.1%	88.2%	91%
2022	85.6%	85.5%	88.3%	69.7%	66.6%	69.5%	81.2%	79.3%	86.6%
2023	91.4%	88.6%	90.3%	72.8%	70.4%	74.3%	86.8%	82.4%	88.9%

Attendance Overall Secondary

	Non-Aboriginal			Aboriginal			Total		
	School	Like Schools	WA Public Schools	School	Like Schools	WA Public Schools	School	Like Schools	WA Public Schools
2021	79%	82.5%	86.5%	50.8%	62.1%	62.6%	66%	77.2%	84.4%
2022	72.7%	74.9%	83%	58.9%	50.3%	55.2%	66.1%	67.4%	80.4%
2023	66.4%	78.4%	84.9%	51.8%	52.2%	59.2%	57.2%	70.5%	82.5%

Our primary school attendance rates overall in 2023 were higher than like schools.

Our high school attendance rates overall in 2023 were lower than like schools, these numbers were significantly impacted by transience and a school exclusion.

The attendance rates of Aboriginal students are significantly lower than non-Aboriginal students and we continue to work closely with Seabrook Aboriginal Corporation, our AIEOs and local Brookton Noongar community to address barriers to attendance such as access to uniform, school supplies and food for lunches with all students.

We are running Breakfast Clubs for secondary and primary students every day with the support of our school chaplain service and volunteers.

NAPLAN Proficiency Data and Analysis

Numeracy

Proficiency Level	Year 3 Numeracy			Year 5 Numeracy			Year 7 Numeracy			Year 9 Numeracy		
	School	Like Schools	WA Public Schools	School	Like Schools	WA Public Schools	School	Like Schools	WA Public Schools	School	Like Schools	WA Public Schools
	2023	2023	2023	2023	2023	2023	2023	2023	2023	2023	2023	2023
Exceeding	15% (2)	4%	11%	0% (0)	2%	11%	0% (0)	2%	12%	0% (0)	2%	11%
Strong	23% (3)	37%	50%	88% (7)	37%	53%	0% (0)	32%	49%	0% (0)	38%	53%
Developing	62% (8)	29%	24%	13% (1)	30%	23%	0% (0)	31%	24%	100% (3)	36%	24%
NAS	0% (0)	31%	14%	0% (0)	31%	12%	100% (1)	35%	13%	0% (0)	25%	10%

Our Year 3 and 5 results in Numeracy are pleasing, we are performing above like schools and have made steady progression in the last 3 years. We have been using the Prime Maths program for 6 years and the consistency in whole school programming is beginning to show positive results in student outcomes.

Our high school numbers are very low so not statistically reliable however indicate that our high school students require additional support in numeracy. Many of our high school students are not a stable cohort from primary so may not have had the benefit of consistent whole school programs.

Reading

Proficiency Level	Year 3 Reading			Year 5 Reading			Year 7 Reading			Year 9 Reading		
	School	Like Schools	WA Public Schools	School	Like Schools	WA Public Schools	School	Like Schools	WA Public Schools	School	Like Schools	WA Public Schools
	2023	2023	2023	2023	2023	2023	2023	2023	2023	2023	2023	2023
Exceeding	7% (1)	5%	16%	13% (1)	6%	18%	0% (0)	5%	17%	0% (0)	6%	17%
Strong	40% (6)	32%	45%	50% (4)	39%	51%	0% (0)	31%	45%	33% (1)	36%	46%
Developing	27% (4)	38%	24%	25% (2)	27%	18%	0% (0)	29%	22%	33% (1)	34%	25%
NAS	27% (4)	26%	14%	13% (1)	28%	11%	100% (1)	34%	14%	33% (1)	24%	10%

Our Year 3 and 5 results in NAPLAN are pleasing, also above like schools. This is no doubt due to the emphasis on explicit instruction in our daily warmups and a strong focus on vocabulary instruction in recent years.

Our high school results are again not statistically significant however are mirrored in our own in school assessment data. NAPLAN data does not reflect the number of students who are working on individual education plans.

NAPLAN Proficiency Data and Analysis

Spelling

Proficiency Level	Year 3 Spelling			Year 5 Spelling			Year 7 Spelling			Year 9 Spelling		
	School	Like Schools	WA Public Schools	School	Like Schools	WA Public Schools	School	Like Schools	WA Public Schools	School	Like Schools	WA Public Schools
	2023	2023	2023	2023	2023	2023	2023	2023	2023	2023	2023	2023
Exceeding	0% (0)	8%	15%	25% (2)	9%	20%	0% (0)	11%	22%	0% (0)	10%	19%
Strong	36% (5)	34%	42%	50% (4)	37%	48%	0% (0)	41%	49%	50% (2)	44%	52%
Developing	36% (5)	30%	28%	25% (2)	28%	20%	100% (1)	26%	18%	25% (1)	25%	19%
NAS	29% (4)	29%	13%	0% (0)	26%	11%	0% (0)	22%	10%	25% (1)	20%	9%

We are performing at a similar level to like schools in Year 3 spelling and well above like schools in Year 5 spelling. Our junior students K-3 use the Letters and Sounds spelling program, upper primary uses Spelling Mastery which is a direct instruction program. We have made progress in spelling in our primary years.

Our high school results again reflect the additional educational needs of our high school cohort.

Writing

Proficiency Level	Year 3 Writing			Year 5 Writing			Year 7 Writing			Year 9 Writing		
	School	Like Schools	WA Public Schools	School	Like Schools	WA Public Schools	School	Like Schools	WA Public Schools	School	Like Schools	WA Public Schools
	2023	2023	2023	2023	2023	2023	2023	2023	2023	2023	2023	2023
Exceeding	0% (0)	2%	9%	25% (2)	3%	10%	0% (0)	3%	11%	0% (0)	5%	16%
Strong	54% (7)	50%	65%	25% (2)	38%	54%	0% (0)	29%	45%	25% (1)	28%	40%
Developing	38% (5)	25%	14%	38% (3)	28%	22%	100% (1)	34%	28%	25% (1)	40%	31%
NAS	8% (1)	23%	10%	13% (1)	31%	12%	0% (0)	33%	14%	50% (2)	26%	11%

Our Primary results in Writing are higher than like schools. At Brookton students participate in "Daily Writing" every day and in the primary years we follow the Talk 4 Writing program.

Our high school results are based on a very small number of students however are indicative of the additional support needs required in some of our high school cohort.


NAPLAN Proficiency Data and Analysis

Grammar and Punctuation

Proficiency Level	Year 3 Grammar & Punctuation			Year 5 Grammar & Punctuation			Year 7 Grammar & Punctuation			Year 9 Grammar & Punctuation		
	School	Like Schools	WA Public Schools	School	Like Schools	WA Public Schools	School	Like Schools	WA Public Schools	School	Like Schools	WA Public Schools
	2023	2023	2023	2023	2023	2023	2023	2023	2023	2023	2023	2023
Exceeding	0% (0)	3%	8%	25% (2)	4%	13%	0% (0)	3%	13%	0% (0)	6%	14%
Strong	36% (5)	26%	42%	50% (4)	29%	46%	0% (0)	27%	44%	0% (0)	26%	40%
Developing	36% (5)	38%	30%	25% (2)	32%	26%	0% (0)	33%	25%	50% (2)	37%	30%
NAS	29% (4)	33%	18%	0% (0)	35%	14%	100% (1)	37%	16%	50% (2)	30%	14%

Our Year 3 grammar and punctuation results are slightly higher than like schools and our Year 5 results are well above. Grammar and punctuation is included in daily warm ups in English classes.

Our high school results are only for a small number of students, however are reflective of the additional needs of some students in our high school cohort.



NAPLAN Comparative Performance Data

Year 3	Performance	Students
	2023	2023
Numeracy	2.3	13
Reading	1.0	15
Writing	0.7	13
Spelling	-0.0	14
Grammar & Punctuation	0.8	14

Year 5	Performance	Students
	2023	2023
Numeracy	3.8	8
Reading	2.1	8
Writing	2.3	8
Spelling	2.1	8
Grammar & Punctuation	3.3	8

 **Above Expected** - more than one standard deviation above the predicted school mean

 **Expected** - within one standard deviation of the predicted school mean

 **Below Expected** - more than one standard deviation below the predicted school mean

If blank, then no data available or number of students is less than 6

Overall NAPLAN Analysis

- All Year 3 and 5 students performed at or above the expected level in all tests. This is a very pleasing result for our primary cohort.
- There is no comparative performance data for Year 7 and 9 due to low numbers of students sitting the test.
- More detailed analysis of NAPLAN 2023 Reading data indicated that inferential comprehension is an area of focus for 2024.
- Maths data for the last 3 years has been steadily improving suggesting that our whole school program is having a positive impact.

OLNA Results

	Year 10 Students - Qualified In		
	Year 9	Year 10	Not Qualified
2023	0	0	2
	0.0%	0.0%	100.0%
Like Schools	6.3%	20.4%	73.3%

Our OLNA results for 2023 were poor due to extreme levels of student disengagement. We are working closely with the school psychology service and school of special educational needs to address these areas of deficit.

We have also had a significant change of focus to include more hands on, authentic learning experiences for our high school students. For example; Beauty Workshop and Repair Workshop.



Post Brookton Destination Schools

Year 6

Destination Schools	Male	Female	Total
4039 Narrogin Senior High School	2	2	4
4063 Brookton District High School	2		2
1041 Christ Church Grammar School	1		1
1152 Penrhos College		1	1
1008 Santa Maria College		1	1
1103 St Brigid's College		1	1

We only retained 2 of our 10 Year Six students this year. There is a school bus from Brookton to Narrogin Senior High School.

There is a higher rate of Year 7 retention anticipated for 2024.

Year 10

Destination Schools	Male	Female	Total
4039 Narrogin Senior High School	2	3	5
1367 Wongutha Christian Ab Pd School		2	2
4132 Cecil Andrews College	1		1

Most of our Year 10 students transfer to Narrogin Senior High School for Year 11 and Year 12, catching the bus from Brookton.



Satisfaction with the School

Students participated in a Social and Emotional Wellbeing Survey in 2023. The survey is based on the four tenets of the Circle of Courage Philosophy: Belonging, Generosity, Independence and Mastery.

Social- Emotional Wellbeing Survey 2023

K-2 Survey (percentage scores)	
I like coming to school every day	94%
I feel safe at school	97%
I believe I can do hard things if I keep trying	94%
I know three things I do well	88%
3 – 6 Survey (average ranking score where 5 is best and 1 is worst)	
I feel safe at school	3.71
People care about each other in my class	3.91
Adults treat students fairly and kindly at this school	4.24
I am a good learner	3.69
If I have a problem, I can solve it or I can find someone who can help me solve it	4.16
I can finish work even when it is tough	3.49
I work well with others in my class	3.96
I can do some things really well	4.09
I feel like I belong at my school	3.82
7 -10 Survey (average ranking score where 5 is best and 1 is worst)	
Teachers at my school show respect towards students	4.00
Students at my school show respect towards each other	2.25
Teachers at my school believe I can succeed	3.88
I feel safe at school	3.13
I feel I belong at my school	2.88
I can do some things really well	3.88
If I find work hard, I keep trying until I get it finished	3.13
I know what to do to calm myself down when I get upset	3.13
I work well with others in small group activities	3.38
I think about the consequences of my actions before deciding what to do	3.13
What I am learning at school is relevant to my future	3.25
I feel positive about my future	3.25

- It is pleasing to note that students overwhelmingly feel supported and respected by staff at Brookton District High School.
- Of concern are the ratings for a sense of belonging at school, particularly in the high school cohort.
- There was no Parent Satisfaction Survey conducted in 2023. The last parent satisfaction survey was conducted in 2022.

Strategic Plan – Targets

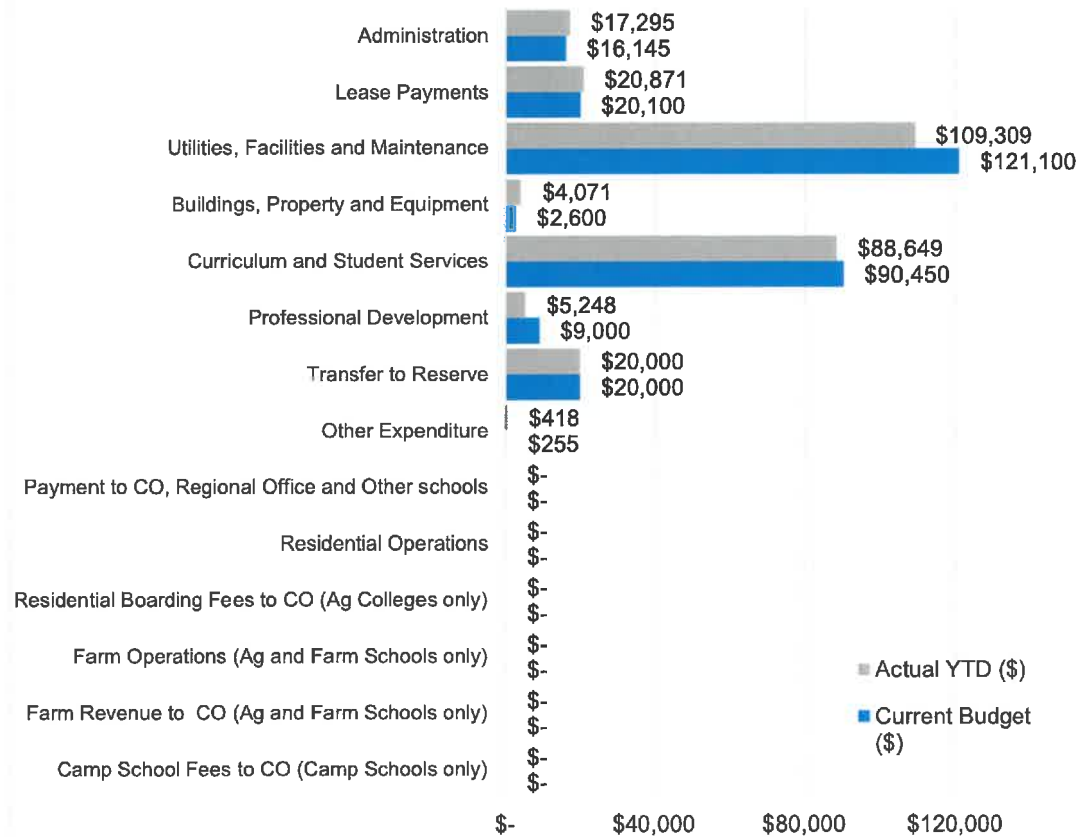
Target	Achieved	Comment
Maintain the Cumulative Frequency score of Pre-Primary On-entry Assessment to be equal to or above the state average.	Partially achieved	Achieved in writing. Above like schools in Numeracy and Reading.
The NAPLAN Reading, Writing and Numeracy progress of the stable cohort of Year 5 students will be equal to or above like schools by 2020.	Achieved	
The percentage of Year 3 and 5 students in bands above National Minimum Standard for NAPLAN learning areas will be equivalent to or exceed that of like schools by 2020.	Achieved	
Maintain and improve the performance of students in each year level on ACER Progressive Achievement Tests (PAT) Reading Comprehension, Grammar, Numeracy and Science.	Partially achieved	
All Year 7 and 9 students achieving a D grade average in English and Mathematics in Semester 1 will achieve a C grade average in Semester 2 for the duration of the business plan.	Not achieved	Several students now working on an IEP or SEN plan
All Year 7 and 9 students achieving a D grade average in English and Mathematics in Semester 1 will achieve a C grade average in Semester 2 for the duration of the business plan.	Not achieved	Several students now working on an IEP or SEN plan

Financial Report 2023

INCOME - Dec 2023 (Verified Dec Cash)		
	Current Budget (\$)	Actual YTD (\$)
Carry Forward (Cash)	125,474	125,474
Carry Forward (Salary)	102,009	102,009
STUDENT-CENTRED FUNDING		
Per Student	949,678	949,678
School and Student Characteristics	1,106,220	1,106,220
Disability Adjustments	48,313	48,313
Targeted Initiatives	213,737	213,737
Operational Response Allocation	369	369
Total Funds:	2,318,317	2,318,317
TRANSFERS AND ADJUSTMENTS		
Regional Allocation	10,000	10,000
Transition Adjustment	0	0
School Transfers – Salary	(139,570)	(139,570)
School Transfers - Cash	139,570	139,570
Department Adjustments	0	0
Total Funds:	10,000	10,000
LOCALLY RAISED FUNDS (REVENUE)		
Voluntary Contributions	6,400	3,526
Charges and Fees	4,100	5,379
Fees from Facilities Hire	0	227
Fundraising/Donations/Sponsorships	2,250	5,872
Commonwealth Govt Revenues	0	0
Other State Govt/Local Govt Revenues	0	0
Revenue from CO, Regional Office and Other schools	0	0
Other Revenues	1	798
Transfer from Reserve or DGR	0	0
Residential Accommodation	0	0
Farm Revenue (Ag and Farm Schools only)	0	0
Camp School Fees (Camp Schools only)	0	0
Total Funds:	12,751	15,802
TOTAL	2,568,551	2,571,602

Financial Report 2023

Dec 2023 (Verified Dec Cash)

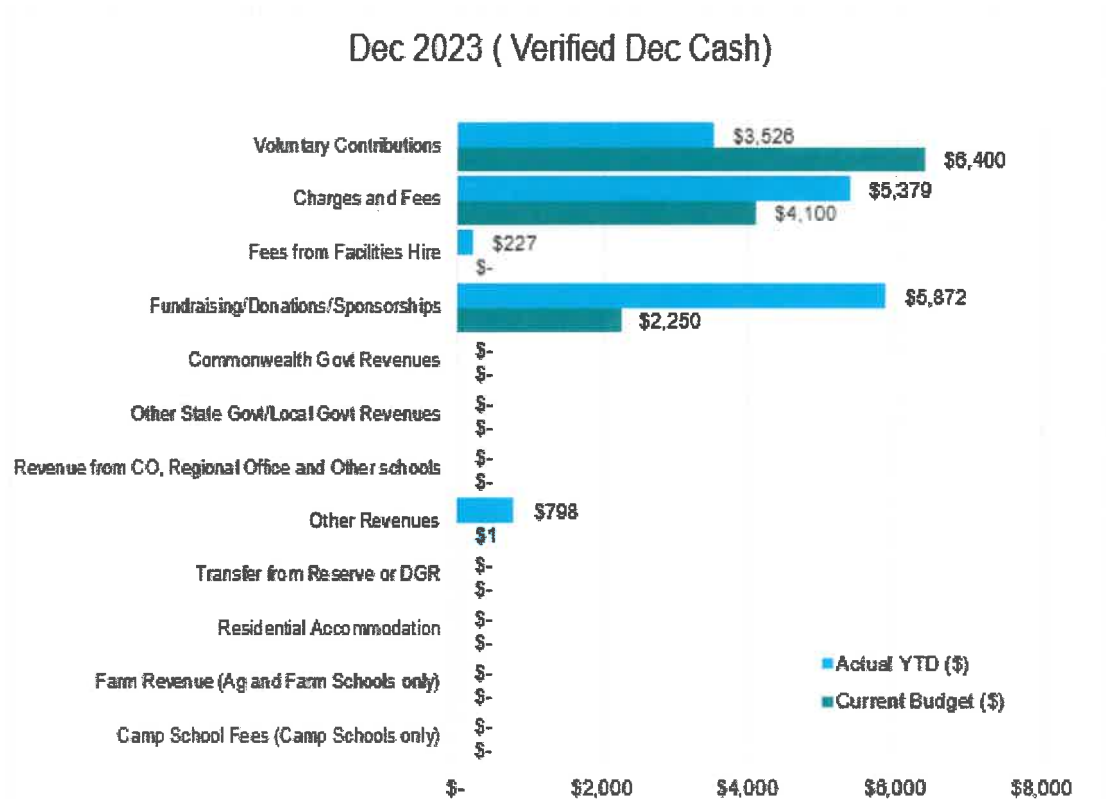


Financial Report 2023

EXPENDITURE - Dec 2023 (Verified Dec Cash)		
	Current Budget (\$)	Actual YTD (\$)
SALARIES		
Appointed Staff	1,982,429	1,982,429
New Appointments	0	0
Casual Payments	150,164	150,164
Other Salary Expenditure	2,231	2,231
Total Funds:	2,134,824	2,134,824
GOODS AND SERVICES (CASH EXPENDITURE)		
Administration	16,145	17,295
Lease Payments	20,100	20,871
Utilities, Facilities and Maintenance	121,100	109,309
Buildings, Property and Equipment	2,600	4,071
Curriculum and Student Services	90,450	88,649
Professional Development	9,000	5,248
Transfer to Reserve	20,000	20,000
Other Expenditure	255	418
Payment to CO, Regional Office and Other schools	0	0
Residential Operations	0	0
Residential Boarding Fees to CO (Ag Colleges only)	0	0
Farm Operations (Ag and Farm Schools only)	0	0
Farm Revenue to CO (Ag and Farm Schools only)	0	0
Camp School Fees to CO (Camp Schools only)	0	0
Total Funds:	279,650	265,861
TOTAL	2,414,474	2,400,685

Financial Report 2023

Locally Generated Revenue - Budget vs Actual



School Board Acknowledgement

School Board Acknowledgement

After presentation and discussion with staff and School Board Members it has been agreed that this report be accepted for 2023.

School Board Chairperson

Signature:  Date: 20/6/24